

2-24 Fiber Indoor-Outdoor Cable, Plenum



Features and Benefits

- 900µm Tight Buffers
- Water blocking aramid yarn strength members
- UV resistant jacket, OFNP rated construction
- Exclusive use of Corning® optical fibers
- Jacket print ensures product identification and fiber compatibility
- Buffers strip consistently between 3.5 – 5 lbs-f, helpful for onsite termination
- Durable jacket offers added protection during installation and in rugged use applications

Description

The Light Connection Indoor/ Outdoor Cable is composed of 2 to 24 colored tight buffers, water blocking aramid yarn, and a UV resistant black PVC outer jacket. All component materials meet the EU RoHS and REACH Directive standards.

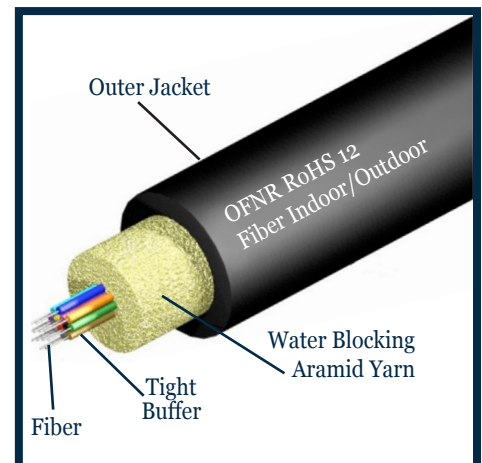
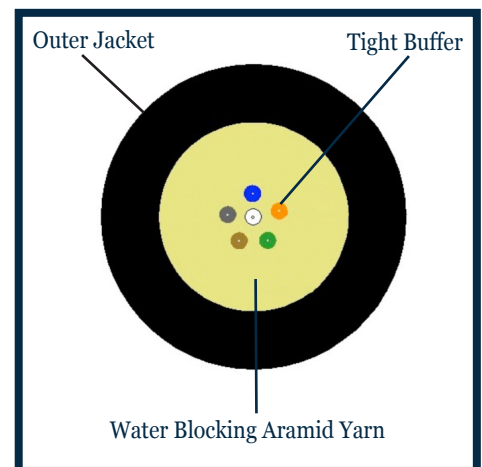
TLC Distribution Cable is available in 12 TIA standard colors or special order colors. UL Listed OFNP cables are available, and unlisted, unrated cables can be supplied to accommodate special needs. Standard surface print denotes construction, NEC rating, and fiber type, and includes footage markers. Custom print can also be accommodated.

Application

Plenum
Duct
Indoor/Outdoor

Flame Rating

NFPA262



SPECIFICATIONS

Temperature Range	Indoor
Storage Temperature	-40 C to +70 C
Operating Temperature	-40 C to +70 C

Cable Characteristics	
Fiber Count	2, 4, 6, 8, 12, 24
Outer Jacket Material	Flame Retardant PVC
Outer Jacket Color	Available in 12 TIA/ EIA color standard
Strength Member	Aramid Yarn
Tight Buffer Material	Flame Retardant PVC
Tight Buffer Color	Available in 12 TIA/ EIA color standard


Physical Characteristics	Value
Nominal Outer Diameter (mm) of 2, 4, 6, 8, 12, 24 (fiber count)	4.40/ 4.80/ 5.30/ 5.80/ 6.30/ 8.10
Weight (lbs/ km) of 2, 4, 6, 8, 12, 24 (fiber count)	40/ 52/ 64/ 87/ 115/ 140
Minimum Bend Radius, Installation (cm) of 2, 4, 6, 8, 12, 24 (fiber count)	6.6/ 7.2/ 7.95/ 8.7/ 9.45/ 12.15
Minimum Bend Radius, Operation (cm) of 2, 4, 6, 8, 12, 24 (fiber count)	4.40/ 4.80/ 5.30/ 5.80/ 6.30/ 8.10

Optical Characteristics					
Items	Single Mode	OM1	OM2	OM3	OM4
Core Size	9 um	62.5 um	50 um	50 um	50 um
Wavelength	(1310/ 1550) nm	(850/ 1300) nm	(850/ 1300) nm	(850/ 1300) nm	(850/ 1300) nm
Max. Attenuation	(0.5/ 0.4) dB/ km	(3.5/ 1.5) dB/ km	(3.5/ 1.5) dB/ km	(3.5/ 1.5) dB/ km	(3.5/ 1.5) dB/ km
Bandwidth (EMB) (High Performance)	–	220 MHz @850nm	850 MHz @850nm	2000 MHz @850nm	4700 MHz @850nm
Link Length (10Gb/ s)	–	–	150 mtr	300 mtr	550 mtr

Part Numbers					
Fiber Count	Single Mode	OM1	OM2	OM3	OM4
2	S09IO02**NPBL	M62IO02**NPBL	M50IO02**NPBL	M50IO02**NPBL	M50IO02**NPBL
4	S09IO04**NPBL	M62IO04**NPBL	M50IO04**NPBL	M50IO04**NPBL	M50IO04**NPBL
6	S09IO06**NPBL	M62IO06**NPBL	M50IO06**NPBL	M50IO06**NPBL	M50IO06**NPBL
8	S09IO08**NPBL	M62IO08**NPBL	M50IO08**NPBL	M50IO08**NPBL	M50IO08**NPBL
12	S09IO12**NPBL	M62IO12**NPBL	M50IO12**NPBL	M50IO12**NPBL	M50IO12**NPBL
24	S09IO24**NPBL	M62IO24**NPBL	M50IO24**NPBL	M50IO24**NPBL	M50IO24**NPBL

Fiber Type (9/125)	**	Fiber Type (50/125)	**	Fiber Type (62.5/125)	**
SMF-28 Ultra	CZ	ClearCurve OM2	C2	InfiniCor 300	C3
SMF28e+	C	Clear Curve OM3	CG	InfiniCor 1000	C1
ClearCurve XB	CB	ClearCurve OM4	C4		
ClearCurve LBL	C7				
ClearCurve ZBL	CC				

plus
CORNING
Optical Fiber

 **RoHS**

 **UL**

Specifications are subject to change without notice.



132 Base Road
Oriskany, NY, 13424
Phone: 315-736-7384
Fax: 315-736-1927
Toll free: 1-888-571-7111
sales@thelightconnection.com
www.thelightconnection.com